

This data sheet details Thrislington Gulf material specification, options and dimensions.

The TG door specification falls into two sections:

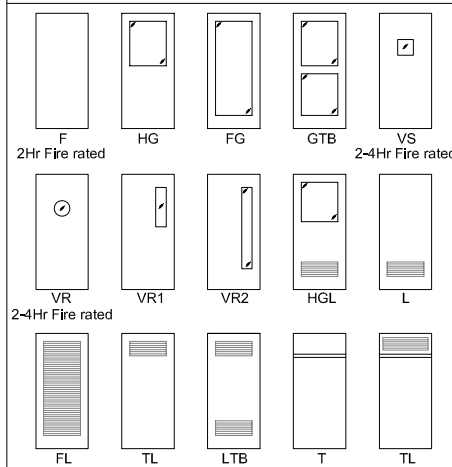
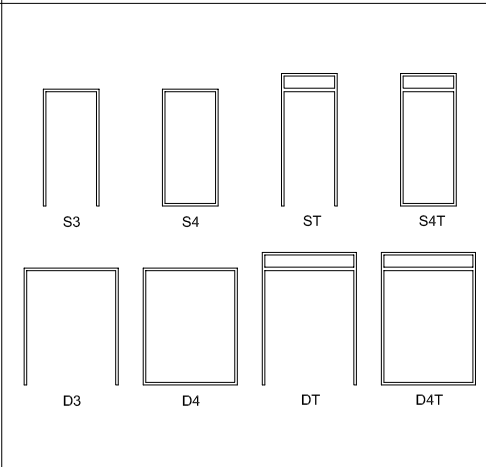
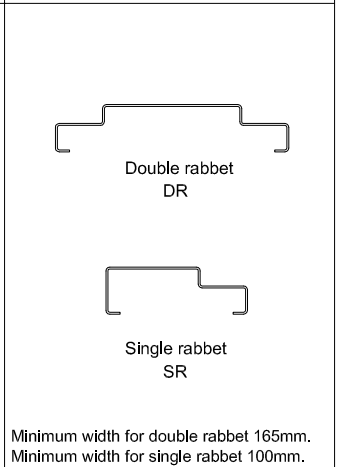
**Section One:** Deals with the formalities of tendering, preliminaries, contractual, statutory and product performance considerations.

**Section Two:** Deals with the physical properties and performance fields of the product.

**Standard Options**

Composite Doorset Code	Door	Frame	Profile	Anchor	Structural Opening	Non fire rated	2Hr fire rated	4Hr fire rated	Finish	H/ware	Complete from following Codes
------------------------	------	-------	---------	--------	--------------------	----------------	----------------	----------------	--------	--------	-------------------------------

<b>Door Leaf</b>	Code <input type="text"/> (see below) Modular twin tray construction with lock formed / seam welded assembly, double door with or without astragal.
<b>Door Skin</b>	1.0mm thick slip coated pre-galvanised steel to JIS G 3302 or equivalent
<b>Door Leaf Thickness</b>	44mm.
<b>Door Core</b>	Non Combustible Honeycomb core.
<b>Door Leaf Finish</b> (delete as necessary)	Code <input type="text"/> PR : Factory primed for site painting. or Code <input type="text"/> P2 : Polyester powder coating RAL .....
<b>Frame</b>	Code <input type="text"/> (see below)
<b>Frame Profile/s</b>	Code <input type="text"/> x 165mm(see below) or Code <input type="text"/> x 100mm(see below)
<b>Door Frame</b>	1.5mm thick slip coated pre-galvanised steel to JIS G 3302 or equivalent
<b>Frame Assembly</b>	Welded, Knock down or Mitred are available to order.
<b>Door Frame Finish</b> (delete as necessary)	Code <input type="text"/> PR : Factory primed for site painting. or Code <input type="text"/> P2 : Polyester powder coating RAL .....
<b>Vision Panel options</b>	Code <input type="text"/> (see below) Size <input type="text"/> (see below)
<b>Louver Panel options</b>	Code <input type="text"/> (see below) Size <input type="text"/> (see below)
<b>Hardware Options</b>	Code <input type="text"/> (see below)

Door Leaf Configurations	Frame Configurations	Profiles
 <p>F 2Hr Fire rated</p> <p>HG</p> <p>FG</p> <p>GTB</p> <p>VS 2-4Hr Fire rated</p> <p>VR 2-4Hr Fire rated</p> <p>VR1</p> <p>VR2</p> <p>HGL</p> <p>L</p> <p>FL</p> <p>TL</p> <p>LTB</p> <p>T</p> <p>TL</p>	 <p>S3</p> <p>S4</p> <p>ST</p> <p>S4T</p> <p>D3</p> <p>D4</p> <p>DT</p> <p>D4T</p>	 <p>Double rabbet DR</p> <p>Single rabbet SR</p> <p>Minimum width for double rabbet 165mm. Minimum width for single rabbet 100mm.</p>

Dimensional range(all dimensions are in mm) for structural opening size add 10mm in width 5mm in height.

Door Configurations	Sizes	V.P Configurations	Sizes	Remarks	Louver Configurations	Sizes	Remarks	Hardware Options	
S3	990x2195	HG	630x600	Non fire rated	HGL	630x250	Non fire rated	A	Personal Entrance
S4	990x2190	FG	630x1750	Non fire rated	L	16"x10"	Non fire rated	B	Emergency Exit
ST	990x2495	GTB	630x790x2	Non fire rated	FL	630x1750	Non fire rated	C	Store/Service
S4T	990x2490	VS	300x300	2-4Hr Fire rated	TL	16"x10"	Non fire rated	D	Passage Corridor
D3	1990x2195	VR	300 dia	2-4Hr Fire rated	LTB	16"x10"x2	Non fire rated	E	Class Room
D4	1990x2190	VR1	200x600	Non fire rated					
DT	1990x2495	VR2	200x1740	Non fire rated					
D4T	1990x2490	HGL	630x600	Non fire rated					