

This data sheet details Thrislington Gulf material specification, options and dimensions.

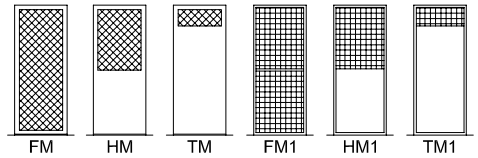
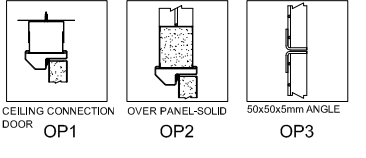
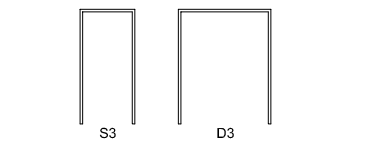
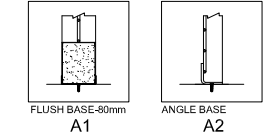
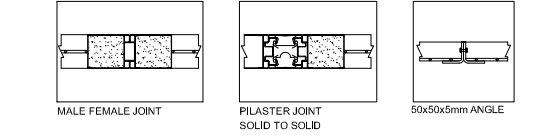

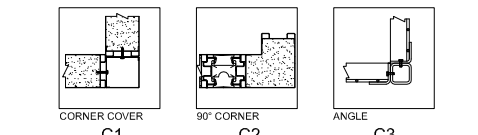
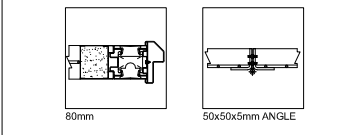
Industrial partition specification falls into two sections:

Section One: Deals with the formalities of tendering, preliminaries, contractual, statutory and product performance considerations.

Section Two: Deals with the physical properties and performance fields of the product.

Standard Options

Composite Panel Code	80mm / Skin skin	Base	Panel connection	Corner connection	Door	Door overpanel	RAL colour	Hardware	Complete from following Codes
Panel	Modular twin tray construction with welded assembly.								
Panel skin	1mm thick slip coated pre-galvanised steel to JIS G 3302 or equivalent								
Panel thickness	80mm.								
Panel core	Non Combustible mineral fibre infill or Honeycomb core.								
80mm Mesh panel	Mesh panels are created by prepare opening in the solid units. 100mm x 100mm x 6mm mesh welded in that opening								
	Code <input type="text"/> : Full mesh Code <input type="text"/> : Half mesh Code <input type="text"/> : Top mesh								
Single skin Mesh panel	50mm x 50mm x 5mm in perimeter protection with 100mm x 100mm x 6mm mesh skin.								
	Code <input type="text"/> : Full mesh Code <input type="text"/> : Half mesh Code <input type="text"/> : Top mesh								
Panel bases	Code <input type="text"/> Flush base Code <input type="text"/> Angle base								
Panel connection	Code <input type="text"/> : M/F Code <input type="text"/> : P/Plaster Code <input type="text"/> : Angle								
Corner connection	Code <input type="text"/> : Corner cover Code <input type="text"/> : 90° corner Code <input type="text"/> : Angle								
Door overpanel	Code <input type="text"/> : Solid Code <input type="text"/> : Angle								
Panel finish	Code <input type="text"/> PC : Polyester powder coating RAL								
Door Leaf	Code <input type="text"/> (see below) Modular twin tray construction with lock formed / seam welded assembly. Double door with or without astragal.								
Door Skin	1mm thick slip coated pre-galvanised steel to JIS G 3302 or equivalent								
Door Leaf Thickness	44mm.								
Door Core	Non Combustible mineral fibre infill or Honeycomb core.								
Single skin mesh door	Code <input type="text"/> : Full mesh Code <input type="text"/> : Half mesh								
Frame	Code <input type="text"/> (see below)								
Door frame	1.5mm thick slip coated pre-galvanised steel to JIS G 3302 or equivalent.								
Frame assembly	Welded.								
Door frame and door finish	Code <input type="text"/> PC : Polyester powder coating RAL								
Hardware options	Code <input type="text"/> : (see below)								

Panel configuration	Door overpanel detail	Frame configurations												
														
Panel bases	Panel connections	Door leaf configurations												
														
Corner connections	Standard Frame connection	Dimensional Range (all dimensions are in mm)												
		<table border="1" style="width: 100%; border-collapse: collapse;"> <tr> <th style="width: 50%;">Door Configuration</th> <th style="width: 50%;">Sizes</th> </tr> <tr> <td>S3</td> <td>1010x2080</td> </tr> <tr> <td>D3</td> <td>2010x2080</td> </tr> <tr> <th colspan="2" style="text-align: center;">Hardware options</th> </tr> <tr> <td>A</td> <td>Store or service</td> </tr> <tr> <td>B</td> <td>Passage corridor</td> </tr> </table>	Door Configuration	Sizes	S3	1010x2080	D3	2010x2080	Hardware options		A	Store or service	B	Passage corridor
Door Configuration	Sizes													
S3	1010x2080													
D3	2010x2080													
Hardware options														
A	Store or service													
B	Passage corridor													
		Various types of meshes are available												